

# PMTS 2021

PRECISION MACHINING TECHNOLOGY SHOW

Presented by:



Co-Presented by:



## DEMOGRAPHIC REPORT

### PMTS/PCC Total Registration

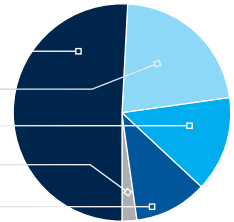
<b>REGISTRANTS</b>	<b>5,282</b>
<b>ATTENDEES</b>	<b>3,721</b>
<b>EXHIBITORS</b>	<b>1,561</b>

### Key Job Function

Manager	20%
Engineer	20%
Owner/President/CEO	17%
Sales & Marketing	16%
Machinist	12%
Corporate Executive	5%
Design/R&D/Quality Control	3%
Purchasing	2%
Other	5%

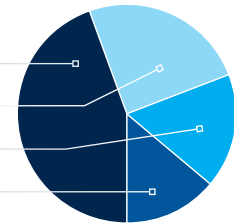
### Business Category

51%	Contract Manufacturer
22%	OEM
14%	Distributor/Supplier
2%	Education
11%	Other

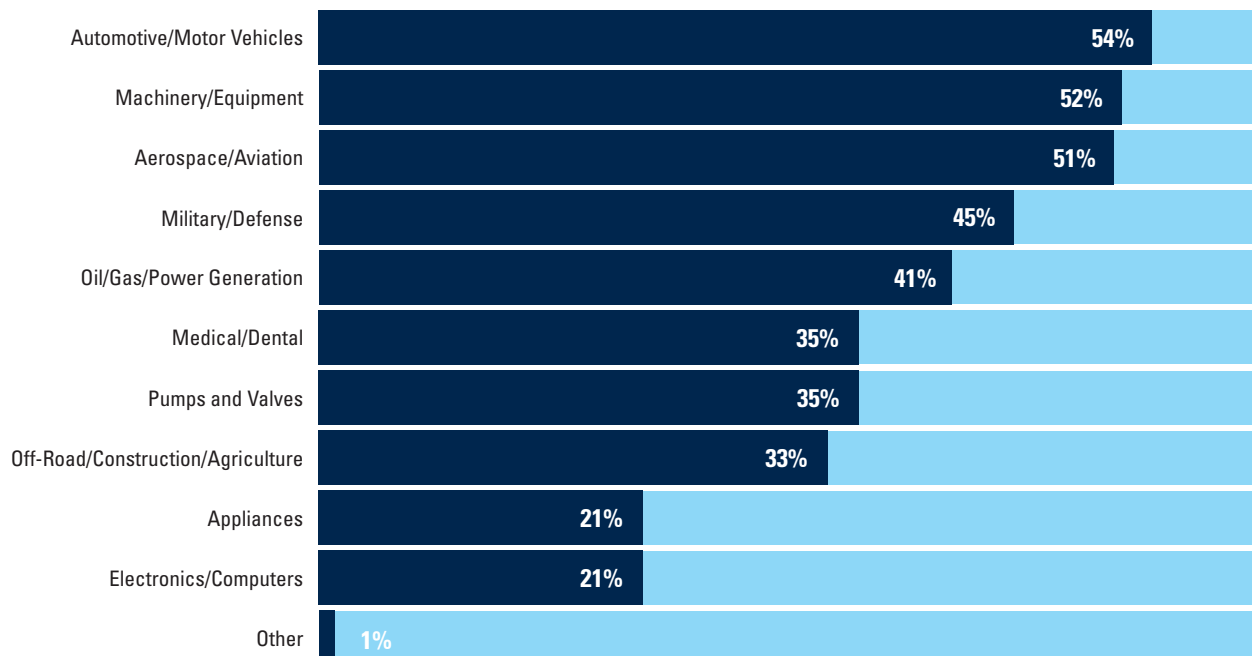


### Number of Employees

45%	1-49
25%	100-499
17%	50-99
13%	500+



### Industries Served



# PMTS 2021

PRECISION MACHINING TECHNOLOGY SHOW

Presented by:



Co-Presented by:



## DEMOGRAPHIC REPORT

### Operations Performed

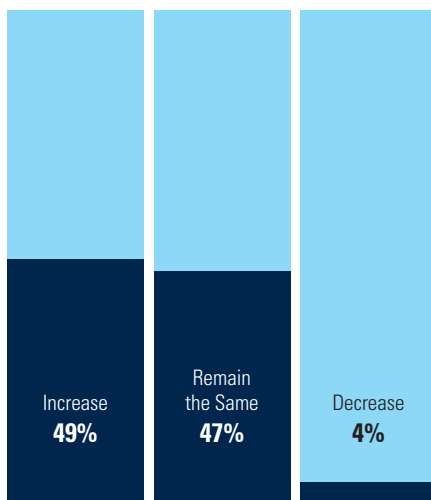
Milling	65%
Single-Spindle	52%
Inspection	51%
Drilling	50%
CAD/CAM	47%
Grinding	43%
Deburring	43%
Multi-Spindle	39%
Parts Cleaning	38%
Swiss-Type	31%
EDM	24%
Titanium Machining	17%
Micro-Machining	14%
Transfer Type	13%
Rotary Transfer	12%

### Products and Services Evaluated

<b>TOOLS</b>		Grinding	26%
Cutting Tools	59%	Multi-Spindle CAM	14%
Workholding	41%	Single-Spindle CAM	13%
Inspection/Measurement	40%	Swiss CAM	10%
Automation	40%	Micro-Machining	9%
Software	30%	Rotary Transfer	9%
Materials	27%	<b>PARTS CLEANING</b>	
Bar Feeders/Material Handling	26%	Ultrasonic	16%
Machine Monitoring	24%	Aqueous	12%
Additive Manufacturing	24%	Semi-Aqueous	12%
Other	3%	Solvent	12%
<b>MACHINES</b>		Blast	8%
Machining Centers CNC	37%	Drying	8%
Single-Spindle CNC	31%	Laser and/or Plasma	6%
Multi-Spindle CNC	31%	Biological	5%
Swiss CNC	27%	CO <sub>2</sub>	5%

### Purchasing Intention

In the next year, a facility's spending on machinery/equipment will:



### U.S. Regions Represented

East North Central (IL, IN, MI, OH, WI)	71%
Middle Atlantic (NJ, NY, PA)	11%
New England (CT, MA, ME, NH, RI, VT)	4%
South Atlantic (DC, DE, FL, GA, MD, NC, SC, VA, WV)	4%
East South Central (AL, KY, MS, TN)	3%
West North Central (IA, KS, MN, MO, NE)	3%
Pacific (AK, CA, OR, WA)	2%
West South Central (AR, LA, OK, TX)	1%
Mountain (AZ, CO, ID, NM, UT, WY)	1%

## Save the Date!



PRECISION MACHINING TECHNOLOGY SHOW  
**APRIL 18-20, 2023** | CLEVELAND, OHIO